

# SEQUENCER for DEDUSTING / CLEANING PLANTS

## TYPE : SEQ165



- **16 outputs relays**

Breaking capacity of 250V-6A

- **Programmable cycle**


Automatic, timed or manual starting

- **Application**

dedusting valve,  
cleaning unit,

- **option ATEX dust zone 21 and 22 :**

Mounting in a box, all certified : II 2 D Ex tb IIIC T80°C Db



The SEQ165 sequencer is a programmable device used to sequential control of dedusting valves in the cleaning units. The LCD display allows a fast diagnosis and a view of operating (control of outputs state, display of times).

**Description:**

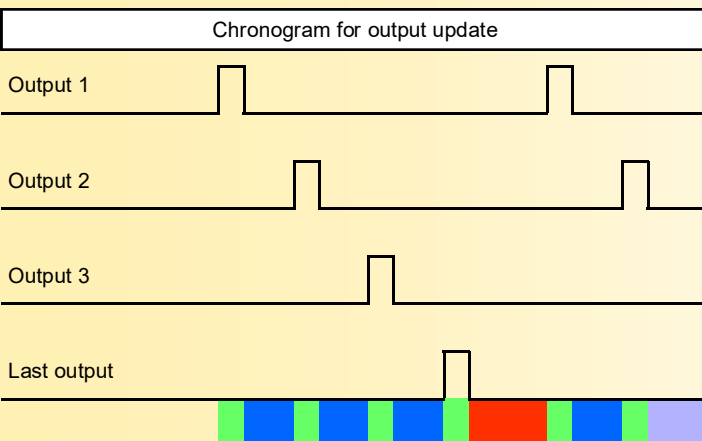
The device provides on each outputs (up to 16) pre-defined pulse (width and frequency setting by the front face buttons).  
At the end of sequence, the cycle can be continuous (loop, restart automatically), timed or manual (restart with external pulse).  
The outputs number used in the sequence is user selectable.

**Logic input:**

A «Hold» input (normally closed) allows to freeze the running cycle and restart with the next output.  
A «Start» input (normally open) can be use to start the cycle (pulse duration: 50ms mini)  
Short circuited this input to run automatically the cycle at device power on.

**Outputs relays:**

- 16 outputs with common point (potential free).  
The outputs are made with not polarized electromechanical relays contacts for the switching of AC or DC loads.  
They are protected by fuse on common line.  
A «FC» terminal can be use for fuse control.  
The output are galvanically isolated from input and power supply.  
- 1 «RUN» output contact indicate the status of the sequencer (closed when cycle running).



**Legend:**

	T1 : pulse time
	T2 : delay between two pulses
	T3: delay between two cycles
	Cycle freeze (opening of « Hold » input)

**Front face:**

LCD display: 2 lines, 16 characters (black lit).  
Display the different programmed delays, the outputs state, the operating mode (Restart, timed restart, manual restart,...).

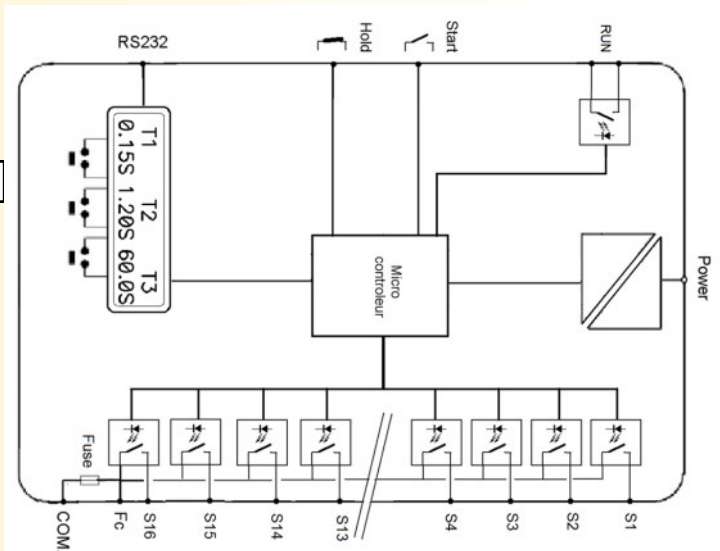
**Configuration:**

The device may be configured with the front face buttons or via the RS232 link (USB-RS232 cable converter is to ordering separately)  
- possible firmware update with the USB-RS232 link

**Realization:**

- DIN rail mounting, 165mm length box
- connection on spring terminal blocks (max section 1.5 mm<sup>2</sup>),
- conformal coating,
- protection rating: IP20.

**Synoptic:**



Version and order code:

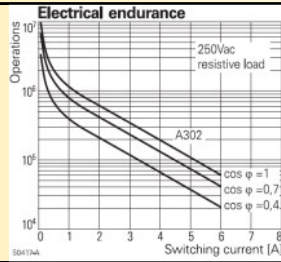
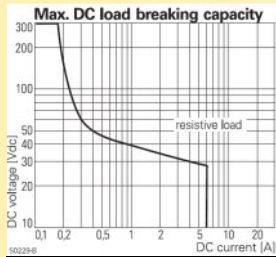
- SEQ165-4:** 4 electromechanical relays output (250V/6A).
- SEQ165-8:** 8 electromechanical relays output (250V/6A).
- SEQ165-12:** 12 electromechanical relays output (250V/6A).
- SEQ165-16:** 16 electromechanical relays output (250V/6A).

**option ATEX :** IP65 housing (250 x 255 x 121mm) with cable gland (Zone 21 and Zone 22 certification) **reference: 06.25.26.12**  
Dust zone, protection enclosure

[Request a quote](#)

**OUTPUTS RELAYS**

Electromechanical relays.  
 maximum breaking voltage: 250V ( AC or DC)  
 maximum switching current: 6A  
 close delay: <5ms open delay: <2.5ms  
 mechanical lifetime: 10<sup>8</sup> operations



**POWER SUPPLY**

20V .... 265Vac-dc, 3VA  
 11 ... 30Vdc, 3VA (on request)

**ENVIRONMENT**

Operating temperature: -20 to +60 °C  
 Storage temperature: -20 to +85 °C  
 drift: <0.01% / °C  
 Relative humidity: 85 % not condensed  
 Weight: ~ 250 g  
 Protection: IP20  
 Dielectric strength : 1500 Vrms continuous  
 input/power/outputs: Not isolated (common point)  
 Output/output:

**LOGIC INPUTS («Hold» + «Start»)**

type: dry contact. 5V internal polarization  
 leakage current: 1mA max

**SEQUENCER**

T1 (pulse delay): 10ms to 990ms  
 T2 (inter-pulse delay): 0.1s to 999s  
 T3 (inter-cycle delay): 1s to 3600s  
 time resolution: 10ms

*Electromagnetic compatibility 2004/108/CE / Low Voltage Directive 2006/95/EC*

Immunity standard for industrial environments EN 61000-6-2		Emission standard for industrial environments EN 61000-6-4
EN 61000-4-2 ESD	EN 61000-4-8 AC MF	EN 55011 group 1 class A
EN 61000-4-3 RF	EN 61000-4-9 pulse MF	
EN 61000-4-4 EFT	EN 61000-4-11 AC dips	
EN 61000-4-5 CWG	EN 61000-4-12 ring wave	
EN 61000-4-6 RF	EN 61000-4-29 DC dips	



**WIRING AND OUTLINE DIMENSIONS:**

